

### ABOUT ASER 2017 'Beyond Basics'

Since 2005, ASER has highlighted the fact that although almost all children are enrolled in school, many are not acquiring foundational skills like reading and basic arithmetic that can help them progress in school and in life.

In 2017, ASER focuses on an older age group, youth who are 14 to 18 years old and have moved just beyond the elementary school age. The report looks 'beyond basics' and explores a wider set of domains beyond foundational reading and arithmetic.

Survey was conducted with 1,196 youth in 954 households in 60 villages.

#### State indicators

- Total population: 25,545,198
- % Rural population: 76.8%
- % Urban population: 23.2%
- Literacy rate: 70.3%

#### District indicators

- District population as % of state: 3.1%
- % Rural population: 81.3%
- % Urban population: 18.7%
- Literacy rate: 78.4%

Source: Census 2011



### ACTIVITY

#### ENROLLMENT: Youth age 14-18

**Table 1:** Distribution of youth by age and enrollment status (%)

Age	Enrolled in Std XII or below	UG* or other	Not enrolled	Total
14-18 All youth	87.6	6.4	6.0	100
14-18 Male	91.2	5.7	3.2	100
14-18 Female	84.1	7.1	8.9	100
14-16 All youth	97.1	0.9	2.0	100
14-16 Male	98.4	0.6	1.0	100
14-16 Female	95.7	1.1	3.1	100
17-18 All youth	71.8	15.5	12.7	100
17-18 Male	78.5	14.5	7.0	100
17-18 Female	65.5	16.5	18.1	100

\*UG= Undergraduate

**Table 2:** % Youth by enrollment status, years of schooling completed and gender

Enrollment status	Years of schooling completed	All youth	Male	Female
Enrolled in school or college	8 or more years	85.6	87.5	83.6
	Less than 8 years	8.4	9.3	7.6
Not enrolled	8 or more years	4.4	2.7	6.2
	Less than 8 years	1.6	0.5	2.7
Total		100	100	100

#### VOCATIONAL TRAINING AND OTHER COURSES: Youth age 14-18

Questions about vocational training and work were asked to all youth, regardless of enrollment status.

**Table 3:** % Youth taking vocational training or other courses, by age

Age	Taking vocational training or other courses	Not taking vocational training or other courses	Total
14-16	2.4	97.6	100
17-18	12.6	87.4	100
All youth	6.2	93.8	100

#### WORK INFORMATION: Youth age 14-18

**Table 4:** % Youth who worked for 15 or more days in the last month, excluding household work, by age

Age	Worked for 15 or more days in the last month	Did not work for 15 or more days in the last month	Total
14-16	46.4	53.6	100
17-18	53.4	46.6	100
All youth	49.0	51.0	100

### AWARENESS

**Table 5:** Digital use by youth age 14-18, by gender (% youth)

	Frequency of usage	All youth	Male	Female
Mobile	Last week	79.9	84.5	75.3
	Never	9.2	5.8	12.7
Internet	Last week	41.7	54.1	29.1
	Never	40.9	29.7	52.2
Computer	Last week	39.1	43.2	34.9
	Never	20.5	16.3	24.8

**Table 6:** Financial participation of youth age 14-18, by gender (% youth)

	All youth	Male	Female
Have their own bank account	70.7	68.3	73.2
Have deposited/withdrawn money	51.7	55.9	47.5
Have used an ATM	18.9	28.4	9.3
Have used internet banking	4.9	7.8	1.9

### BASIC ASER READING, ARITHMETIC AND ENGLISH: Youth age 14-18

**Table 7:** Youth at different learning levels, by gender. % Youth who can at least do the following tasks:

Basic ASER level	All youth	Male	Female
Read a Std II level text	87.6	84.9	90.5
Do a division problem	39.1	38.8	39.4
Read English sentences	73.4	70.1	76.8

#### ASER TOOL

Std II level text	Division	English sentences
<p>विमला और अजय मेला देखने गए। उन्हें मेले में तरह-तरह की दुकानें दिखीं। मेले में बहुत झूले थे। वहाँ गरम-गरम हलवा और जलेबियाँ भी बिक रही थी। जलेबी देखकर दोनों के मुँह में पानी आने लगा। उन्हें जलेबी खाने का मन करने लगा। विमला ने जलेबी खरीदी। दोनों ने मिलकर जलेबी खाई। शाम को दोनों घर लौट आए।</p>	<p>4) 591 )</p> <p>7) 872 )</p> <p>6) 759 )</p> <p>8) 986 )</p>	<p><b>What is the <u>time</u>?</b></p> <p><b>This is a <u>large house</u>.</b></p> <p><b>I <u>like to read</u>.</b></p> <p><b>She has <u>many books</u>.</b></p>

### DAILY TASKS: Youth age 14-18

**Table 8:** % Youth who can do daily tasks, by gender

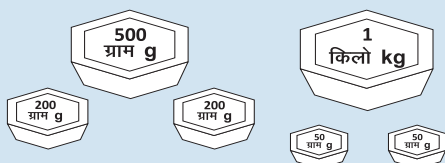
Task	All youth	Male	Female
Counting money	80.8	85.3	76.2
Adding weights	60.8	71.2	50.2
Telling time (hour)	89.2	91.7	86.7
Telling time (hour and minutes)	79.1	80.4	77.8

#### COUNTING MONEY




What is the total amount of money shown in this picture?

#### ADDING WEIGHTS



What is the total weight shown in this picture? Add and give the answer in kilograms.

#### TELLING TIME



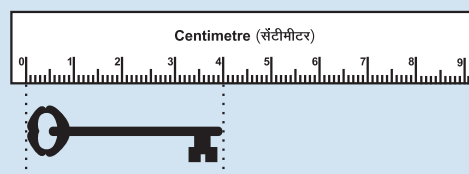
What is the time shown on these clocks?

### COMMON CALCULATIONS: Youth age 14-18

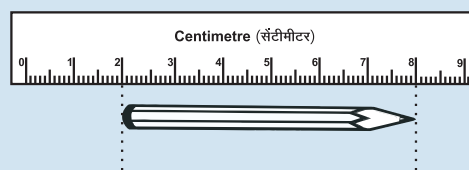
**Table 9:** % Youth who can do common calculations, by gender

Task	All youth	Male	Female
Measuring length (easy)	93.5	93.4	93.6
Measuring length (hard)	49.7	56.1	43.2
Applying unitary method	57.6	62.6	52.6
Calculating time	39.0	40.1	38.0

### MEASURING LENGTH



What is the length of the key? (easy)



What is the length of the pencil? (hard)

### APPLYING UNITARY METHOD



If 3 chlorine tablets are needed to purify 15 litres of water, how many chlorine tablets are needed to purify 35 litres of water?

### CALCULATING TIME



How many hours did this girl sleep?

### READING AND UNDERSTANDING WRITTEN INSTRUCTIONS: Youth age 14-18

**Table 10:** % Youth who can read and understand written instructions, by gender

	All youth	Male	Female
Can read and understand at least 3 out of 4 instructions	67.3	70.9	63.6
Cannot read and understand even 3 out of 4 instructions	32.7	29.1	36.4
Total	100	100	100

After reading, youth were asked the following 4 questions:

- How many packets of O.R.S. should be added to 2 litres of water?
- Within how many hours should the prepared solution of O.R.S. be consumed?
- How many litres of O.R.S. can be given to a 21-year old within a span of 24 hours?
- Based on the information given, can this packet of O.R.S. be consumed in December 2018?

All youth were asked to read the instructions given on the O.R.S. packet shown below:

## ओ.आर.एस.

(जीवन रक्षक घोल)

**ओ.आर.एस. घोल तैयार करने की विधि**

साफ बर्तन में 1 लीटर पानी उबालें और उसे ठंडा कर लें।

ठंडे पानी में 1 पैकेट पूरा ओ.आर.एस. डाल दें।

इसे अच्छी तरह मिला लें।

यह घोल बच्चे को पिलाएँ।

ओ.आर.एस. के घोल की मात्रा उम्र और दस्त की गंभीरता को देखते हुए दें।  
 बच्चे : 1 से 2 लीटर घोल को 24 घंटे के अन्दर पिलाएँ।  
 युवा : 2 से 4 लीटर घोल को 24 घंटे के अन्दर पिलाएँ।  
**इस इलाज को दस्त ठीक होने तक जारी रखें।**

**सबैत:**

- बना हुआ घोल दुककर रखें एवं 24 घंटे के अन्दर ही इस्तेमाल करें।
- बचा हुआ घोल फेंक दें।

इस पैकेट को सूखी जगह में ही रखें।  
 मूल्य : 19 रुपये  
 उत्पादन की तारीख : मार्च 2015  
 समाप्ति की तारीख : मार्च 2018


### FINANCIAL CALCULATIONS: Youth age 14-18

These tasks were administered only to youth who were at subtraction or division level on the ASER arithmetic assessment.

**Table 11:** % Youth who can do financial calculations, by gender


Task	All youth	Male	Female
Managing a budget	66.1	70.4	61.6
Taking a purchase decision	66.4	68.7	64.1
Applying a discount	38.4	49.2	27.5
Calculating repayment	12.1	14.6	9.6

#### MANAGING A BUDGET



You need to buy 3 different items for Rs 50. Which items can you buy?

#### TAKING A PURCHASE DECISION



From which shop will you buy all 5 books and for how much?

#### APPLYING A DISCOUNT



The price of this T-shirt is shown here. It is available at a discount of 10%. How much money would you need to buy this T-shirt?

#### CALCULATING REPAYMENT

बैंक का नाम	लोन (ऋण) पर व्याज दर
लक्ष्मी बैंक	11% प्रतिवर्ष
लेना बैंक	12% प्रतिवर्ष
राशि बैंक	13% प्रतिवर्ष

लोन की रकम = 20,000 रुपये

Which bank to take a loan from? How much to repay at the end of one year for a loan of Rs. 20,000?

### MAP AND GENERAL KNOWLEDGE: Youth age 14-18

**Table 12:** % Youth who can do map and general knowledge tasks, by gender

Task	All youth	Male	Female
Recognizing the map of India	95.0	97.0	93.0
Naming India's capital	63.2	70.2	56.1
Naming their own state	81.3	85.1	77.4
Identifying their own state on a map	55.3	65.8	44.6

A map of India was shown to all youth and they were asked the following questions:

- "This is a map of which country?"
- "What is the name of the capital of the country?"
- "Which state do you live in?"
- "Can you point to your state on the map?"

